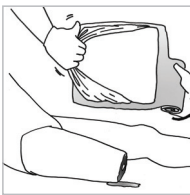
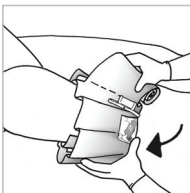


LEG AMPUTATION DRESSING



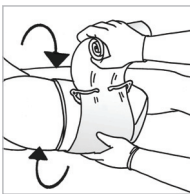
01.

Remove plastic barrier if not required.



02.

A. Place stump into center of pad.
B. Encase stump in bandage pad.



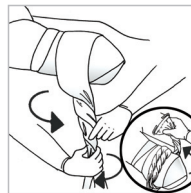
03.

Use pressure applicator as a buckle to firmly wrap and secure elastic bandage to cover all edges of pad.



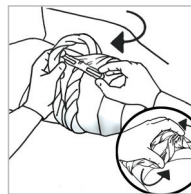
04.

Leave 2-3 unwrapped revolutions of wrapping leader.



05.

Twist unwrapped elastic bandage into a cord and wrap around limb on previously wrapped leader above edge of pad.



06.

Insert closure bar between wrapped cords and rotate to effect tourniquet. Secure wrapping leader with hooks of closure bar.