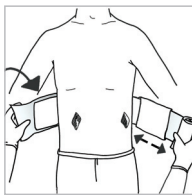
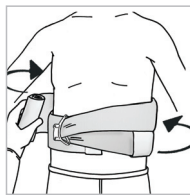


## ENTRY & EXIT WOUND DRESSING



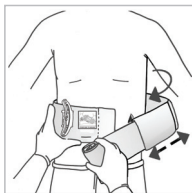
01.

Wrap the elastic bandage around limb or body part placing pads on wounds with the pad having the pressure applicator positioned above the more seriously bleeding wound.



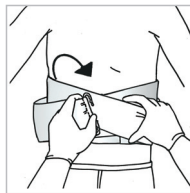
04.

...Pull back, forcing pressure applicator down onto pad.



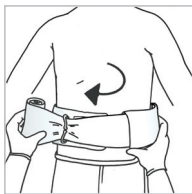
02.

Insert elastic bandage into pressure applicator.



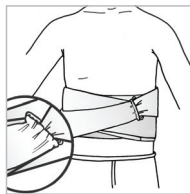
05.

Wrap elastic bandage tightly over pressure applicator. Wrap over all edges of pads.



03.

Tighten elastic bandage and...



06.

Secure hooking ends of closure bar into elastic bandage.