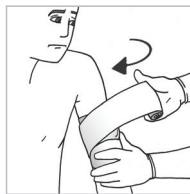


## ARM WOUND DRESSING & IMMOBILIZATION



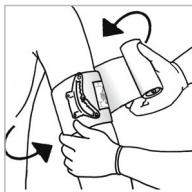
01.

Place pad on wound.



04.

Wrap elastic bandage tightly over pressure applicator. Wrap over all edges of pad.



02.

Wrap the elastic bandage around limb.



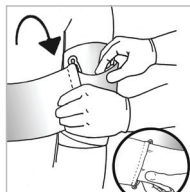
05.

Use the remaining wrapping leader to splint the arm to the body by wrapping around the front or back of the body underneath the opposite armpit, returning around the wounded arm.



03.

Insert elastic bandage into pressure applicator. Tighten elastic bandage and pull back, forcing pressure bar down onto pad.



06.

Secure hooking ends of closure bar into elastic bandage.